

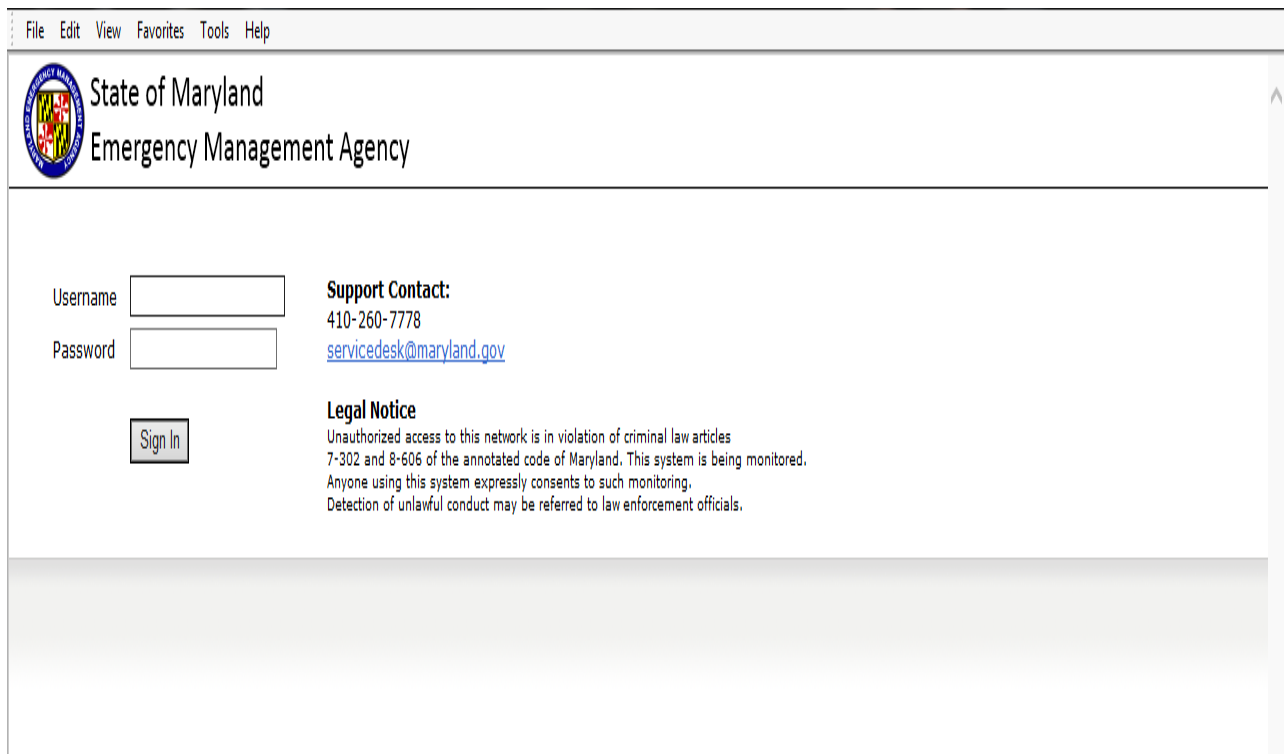
How to access the MEMA Plans Library -- eLibrary

To access eLibrary where all the MEMA plans are stored in electronic format, a Username and Password is needed. To obtain a Username and Password, complete the eLibrary Access request form and email to the MEPP Administrator at mepp.mema@maryland.gov


The eLibrary is accessed through the MEMA Application Gateway. The URL for the Gateway is:

<https://appgway.mema.state.md.us>

This is the Welcome screen for the MEMA Application Gateway.



File Edit View Favorites Tools Help

 State of Maryland
Emergency Management Agency

Username

Password

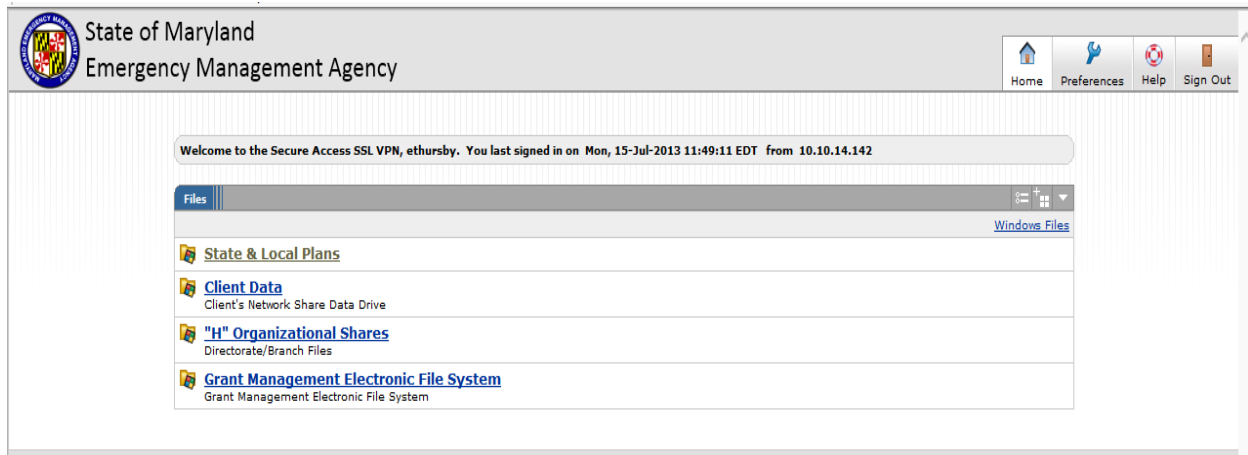
Support Contact:
410-260-7778
servicedesk@maryland.gov

Legal Notice
Unauthorized access to this network is in violation of criminal law articles 7-302 and 8-606 of the annotated code of Maryland. This system is being monitored. Anyone using this system expressly consents to such monitoring. Detection of unlawful conduct may be referred to law enforcement officials.

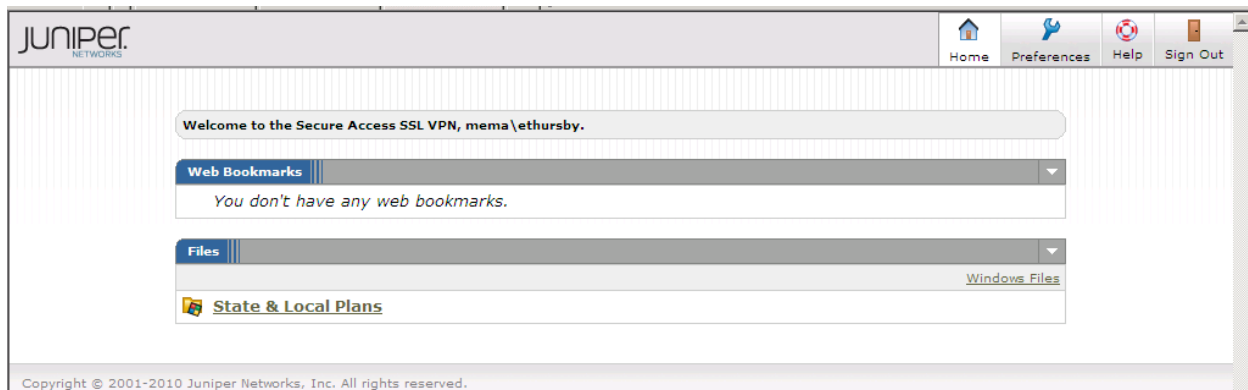
Type in your Username and Password.

Depending on your access level you will be one of the following screens:


Full access to MEMA files displays-



Plans only access display-



The plans are located in self-describing directories. Click on the directory to see the next level of a directory or to see a plan.



This symbol indicates a directory.



This symbol indicates a file/plan.